
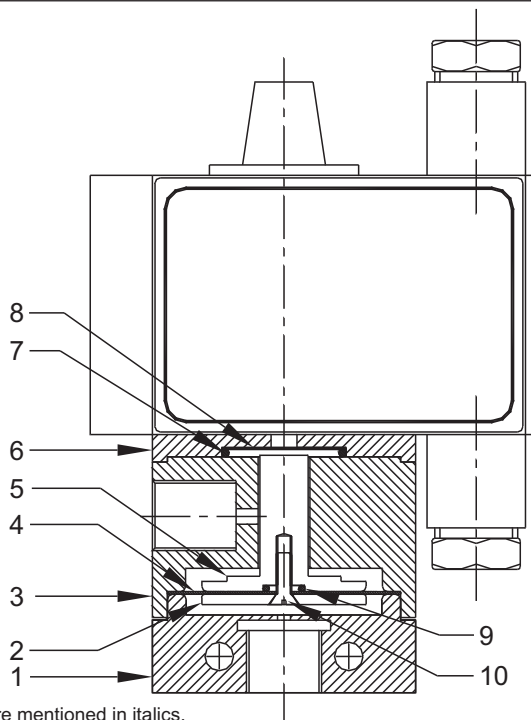


PJ 2 SPDT HIGH RANGE PRESSURE DIFFERENCE SWITCHES



PRESSURE CAPSULE DETAILS

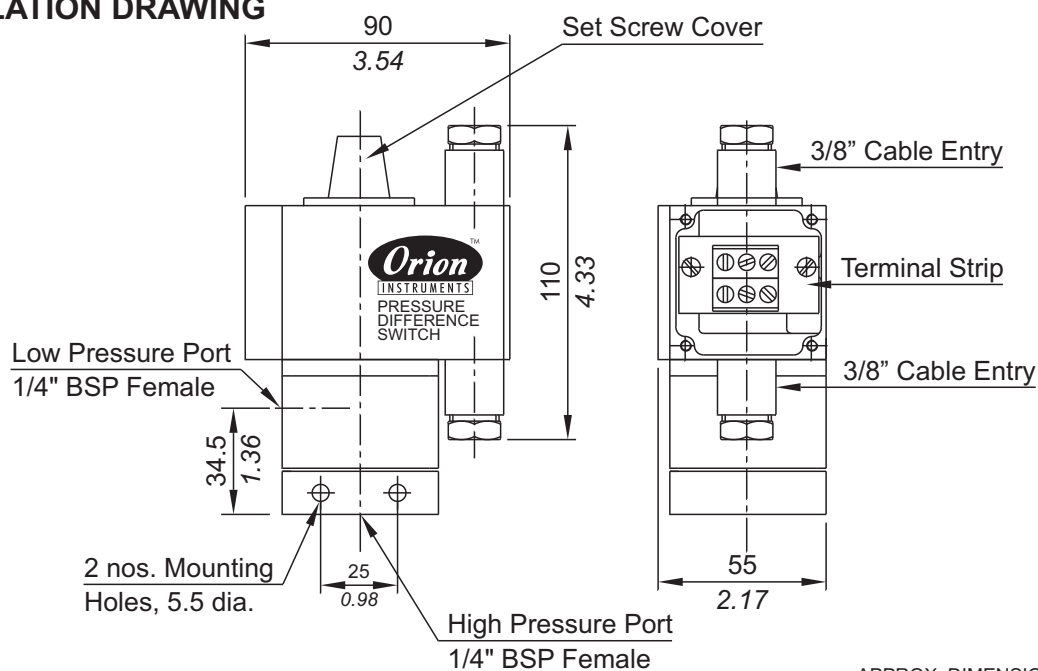


No. Description

1. *Pressure Housing*
2. *SS Plate*
3. *Disc*
4. *Diaphragm*
5. *Plunger (SS 316)*
6. *Junction Plate*
7. *'O' ring (Teflon®)*
8. *Sealing diaphragms (Teflon®)*
9. *O' ring*
10. *CSK screw (SS 316)*

Note : *wetted parts* are mentioned in italics.

INSTALLATION DRAWING



APPROX. DIMENSIONS IN $\frac{\text{mm}}{\text{inches}}$

2 SPDT HIGH RANGE PRESSURE DIFFERENCE SWITCHES

PJ

GENERAL INFORMATION :

PJ series pressure difference switches are housed in die cast aluminium powder coated enclosure and are recommended for panel mounting or outdoor service depending on the type of enclosure opted for. No stage differential can be set in these 2SPDT versions (PJ series). Both microswitches are synchronized for operation within practical limits and a slight stage difference is bound to remain between the setpoints (generally not exceeding 2% of FSR). The scale indicates the falling setpoint for one of the microswitches. The repeat accuracy is better than 2% FSR. 3/8" cable entries are provided for cables and a terminal strip suitable for wired ends is fitted inside the enclosure. Other variations for cable termination such as plugin connectors can be provided. Pressure ports are 1/4" BSPF standard.

FEATURES :

- Compact
- Separate chamber for working parts
- Choice of wetted parts to suit working media
- Electrical rating : 5A, 250VAC; 0.2A, 250 VDC
- Pressure ports : 1/4" BSPF

Some Applications : Switch fitted with extra microswitch for emergencies, typical use in large power plants that require 24x7 operation, water treatment plants, bag filters, strainers, etc.

Range Selection Table

Range Code	Range (falling pressure) Δp bar (psi)	Approximate Maximum Differential* (Fixed) bar (psi)	Maximum Working Pressure bar (psi)
H01	0.1 - 1.0 (1.45 - 14.50)	0.20 (2.90)	12 (174.05)
H02	0.1 - 1.5 (1.45 - 21.76)	0.20 (2.90)	12 (174.05)
H03	0.2 - 2.6 (2.90 - 37.71)	0.40 (5.80)	12 (174.05)
H04	0.2 - 3.6 (2.90 - 52.21)	0.40 (5.80)	12 (174.05)

*Minimum differential increases with setpoint (Graphs available on request)

How to order PJ series 2 SPDT pressure difference switches

Group 1	Group 2	Group 3	Group 4	Group 5	Group 6
Model	Range Code	Range Scale	Disc	Diaphragm	Enclosure
PJ - 2 SPDT Pressure Difference Switch	Please select as per Range Selection Table	C -Calibrated U -Uncalibrated	A -Aluminium B -Brass S -SS 316	0 - Neoprene 1 - Teflon	0 - Standard (IP 54) 1 - IP 65 as per IS 2147

Eg. A 2 SPDT Pressure Difference Switch, high pressure range from 0.2 bar to 3.6 bar in calibrated style with brass pressure housing, brass pressure disc and a neoprene diaphragm, with IP65 enclosure shall be specified by

Group 1	Group 2	Group 3	Group 4	Group 5	Group 6
PJ	H04	C	B	0	1

Please specify full model number to avoid ambiguity. If only the first two groups are specified while ordering, uncalibrated switches with standard wetted parts and enclosures will be supplied.